

Specification

Planar Neon Series NMS0410



▼ Features

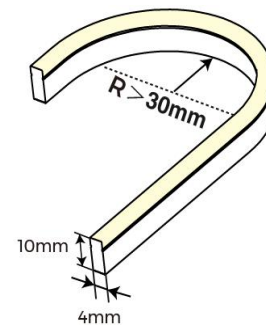


- ※ Light source: High luminous efficiency, LM80 test proved.
- ※ Process & Material: High light transmittance, environmental silicone material, integrated extrusion molding technology, IP65.
- ※ Optical Design: Unique optical light distribution structure design, uniform lighting surface and no shadow.
- ※ Appearance Design: Compared with the traditional neon tube or PVC guardrail tube, the silicone material has good flexibility, the simple and stylish appearance, which is exquisite and unique.
- ※ Product Certification: UL, CE, ROHS, CB, UKCA.
- ※ Environmental Features: Resistance to saline solutions, acids & alkali, corrosive gases and UV.
- ※ Working/Storage Temperature: Ta: -30~55°C / 0°C ~ 60°C.
- ※ 3 years warranty, life span over 36000 hours.

▼ Application

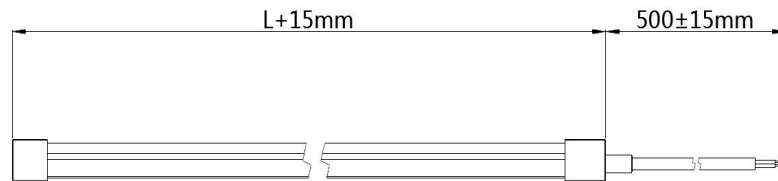
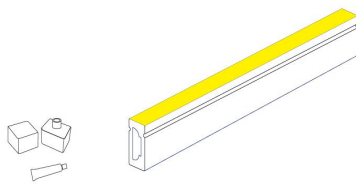
- ※ Signage lighting
- ※ Outdoor/indoor lighting^③

▼ Bending application

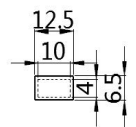
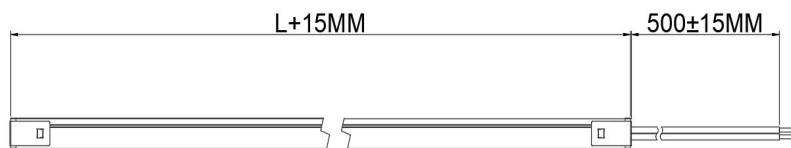
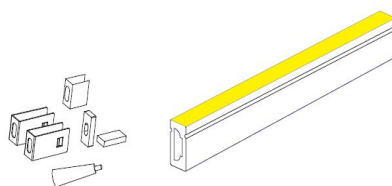


▼ IP Process & Structure Parameters

IP65 silicone end cap



IP65 metal clip + silicone end cap



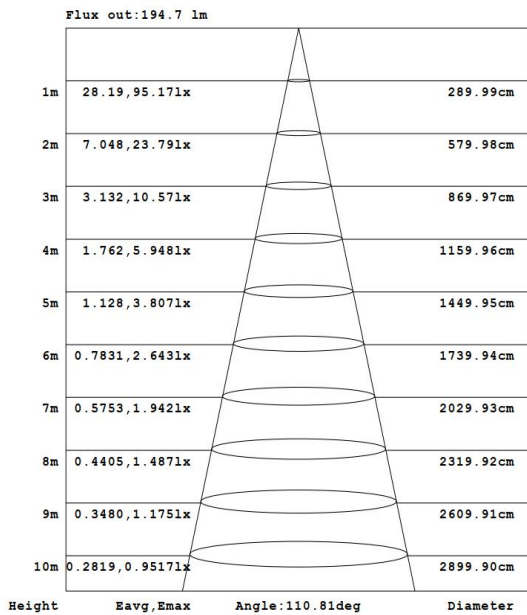
▼ Basic Parameters

Model	CCT/colors	CRI	Input voltage (V)	Rated current (A)	Rated power (w)	Lumens (LM)	Size (mm)	Max.length	Cutting unit (mm)
NMS0410-8XXXXCSN050CC0500	2300K	>80	24V	0.3A	7.2	305	W4*H10	5000mm	41.66 (24V)
	2650K					310			
	3100K					315			
	4000K					315			
NMS0410-9XXXXCSN050CC0500	2300K	>90	12V/24V	0.6A/0.3A	7.2	240	W4*H10	5000mm	17.86 (12V) 41.66 (24V)
	2700K					240			
	3000K					240			
	4000K					270			
NMS0410-0XXXXCSN050CC0500	R 620-630nm G 525-530nm B 465-470nm	/				/			
NMS0410-9LWNWXXCSN050CC0500	2300K~4000K	>90				220			15.625 (12V) 31.25 (24V)

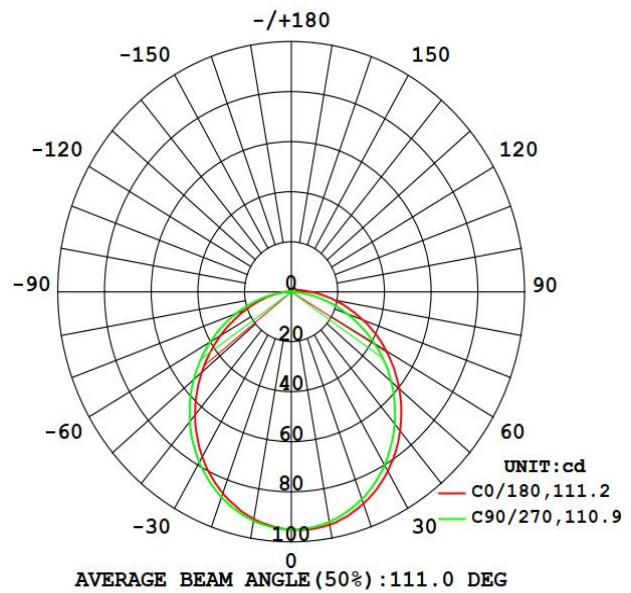
Note:

- 1、The above data is the testing result of 1M standard product;
- 2、The power and lumens of output data can be vary up to ±10%;
- 3、The above parameters are all typical values.

▼ Light Distribution



Effective average illuminance

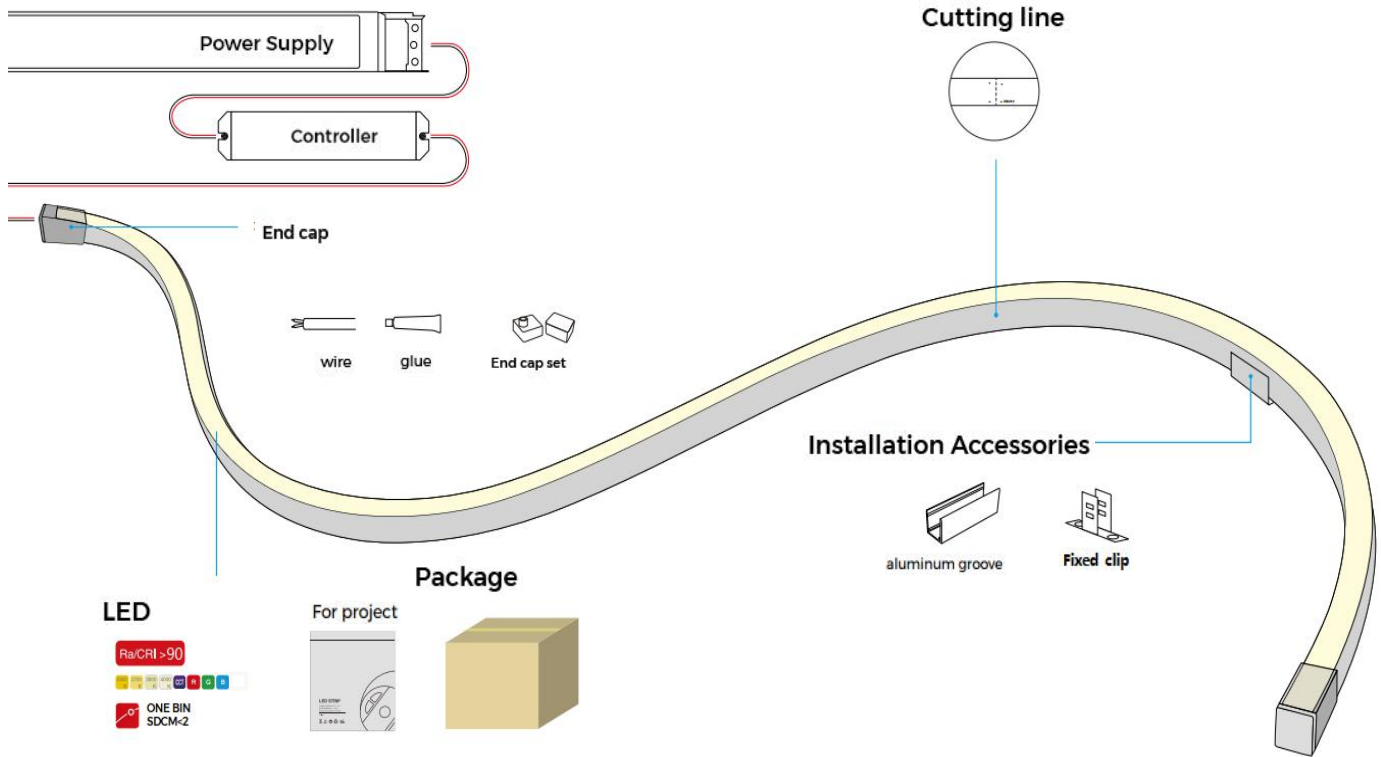


Light distribution




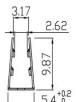

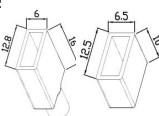

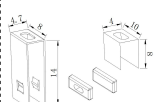











Note: The above data is the testing result of CCT 4000K, if there is need for the IES files of other colors, please download the specific file through the IES data bank.



▼ System solution





▼ Accessory information

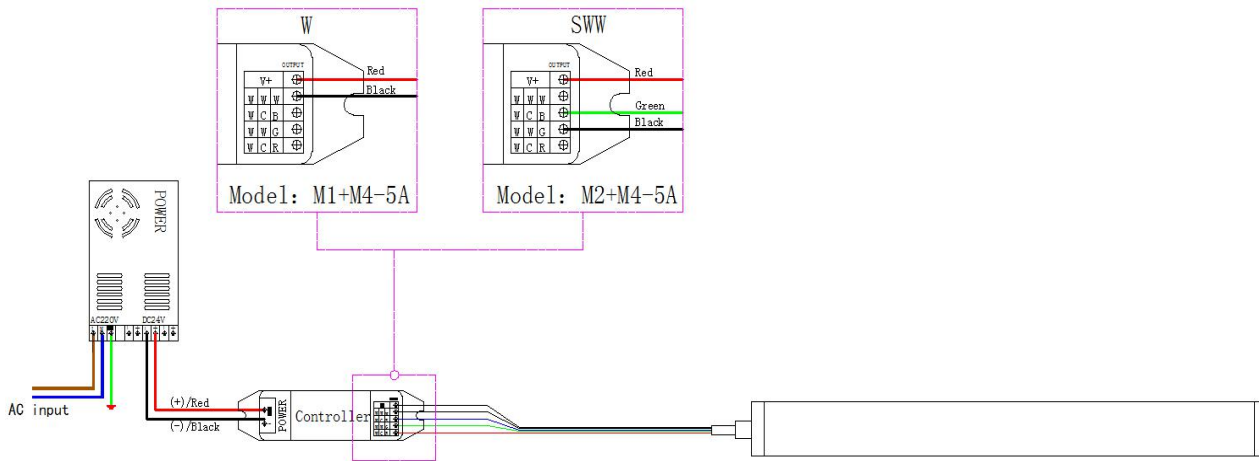
Name	Description	Image	Sectional size	Ordering code	Product quantity/case (PCS)	Product quantity/case (kg)	Net weight per box (kg)	Gross weight (kg)	Packing size(mm)	Remark
Alumina carrier	Flat mounting aluminum groove			AS-NMS0410A-1000	30	0.06	1.8	2.85	1180*115*115	Size : L1000*W6.5*H10.1mm
Fixed clip	Fixed clip, 0.3mm stainless steel, sprayed with white paint on the surface			AS-NMS0410S-18	2000	0.0006	1.2	1.5		Size : L18*W5.4*H9.9mm, with screws
End cap set	End cap set, including end cap and plug			AS-NMS0410GH0-EC	400	0.0035	1.4	1.7		/
Metal end cap kit of NMS0410	NMS0410 end cap set, including silicone end cap, isolation sheet, and metal end cap clip.			AS-NMS0410SH0-EC	2000	0.0015	1.2	1.5		/
Gray wire	2P PVC wire (0.5M)		/	AS-WS-0005	150	0.0128	1.92	2.22	250*250*150	Suitable for single color strip
Gray wire	2P PVC wire (2M)		/	AS-WS-0006	125	0.0512	6.4	6.7		
Gray wire	3P PVC wire (0.5M)		/	AS-FC-0017	150	0.0154	2.31	2.61	250*250*150	Suitable for SWW strip
Gray wire	3P PVC wire (2M)		/	AS-FC-0018	125	0.0616	7.7	8		
Gray wire	2P JST wire (0.2M)		/	AS-FC-0007	100	0.015	1.5	2	250*250*150	Suitable for single color strip
Gray wire	3P JST wire (0.2M)		/	AS-FC-0008	100	0.015	1.5	2		
Gray wire	2PIN gray wire (0.5M)		/	AS-WS-0009	200	0.0077	1.54	1.84	250*250*150	Suitable for single color strip
Gray wire	2PIN gray wire (2M)		/	AS-WS-0010	100	0.031	3.1	3.4		
Glue	588G acidic glue		/	AS-PG-0002	150	0.014	2.1	2.4	250*250*150	10ml/pcs
Connector	2PIN IP68 waterproof connector		/	AS-FC-0001	512	0.016	8.192	9.5		
Connector	3PIN IP68 waterproof connector		/	AS-FC-0002	512	0.018	9.216	10.2	365*365*190	Suitable for SWW strip



▼ Product Control System Solu


Name	Model	Ordering code	Parameters	Dimming constant-voltage acceptor	Suitable products
 Single color dimming set	M1+M4-5A	23-01-00-0045	Operating voltage: 3VDC (Battery CR2032) Operating frequency: 433.92MHz Remote control distance: 30m Operating temperature: -30°C 55°C	Input voltage: 12-24VDC Maximum loaded current: 5A*4CH Max 20A Maximum loaded power:240W/480W(12V/24V) Operating temperature: -30°C 55°C Size: L170*W44*H30(mm) Package size: L228*W155*H32(mm)	White color strip
 CCT set	M2+M4-5A	23-01-00-0005	Operating voltage: 3VDC (Battery CR2032) Operating frequency: 433.92MHz Remote control distance: 30m Operating temperature: -30°C 55°C	Input voltage: 12-24VDC Maximum loaded current: 5A*4CH Max 20A Maximum loaded power:240W/480W(12V/24V) Operating temperature: -30°C 55°C Size: L170*W44*H30(mm) Package size: L228*W155*H32(mm)	SWW dual CCT LED strip

▼ Wiring Diagram

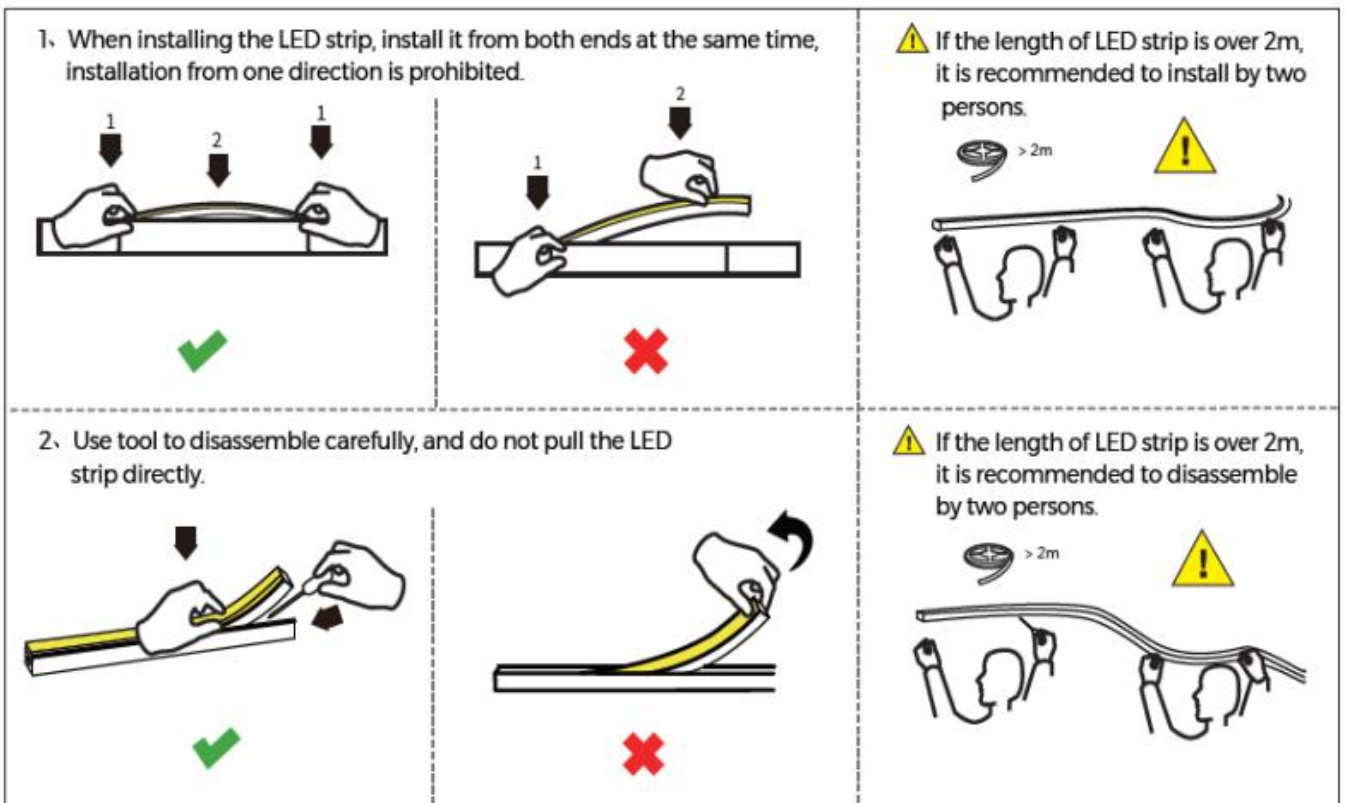


▼ Installation Guidance

Installation of clip



Installation of carrier

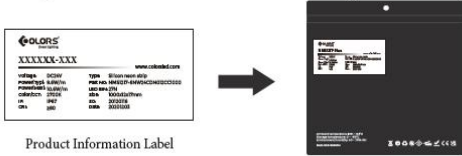


▼ Packaging Solutions

1. Line marking, the line marking is affixed at a distance of 80mm from the end of the line;



2. Put the product information label on the back of the static bag inside the marking line;



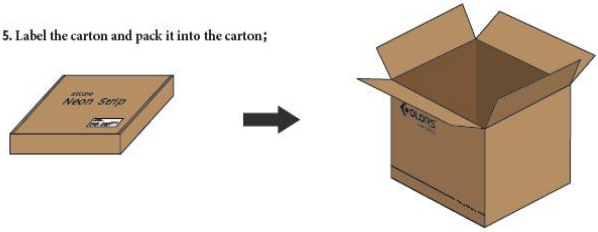
3. Put the light strip into an electrostatic bag, one roll per bag, and seal the bag;



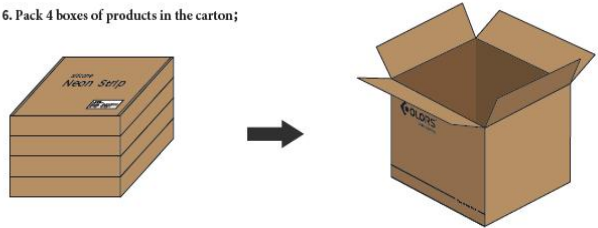
4. Put the product and manual in the box, and determine how many rolls of the product in a box according to the actual situation;



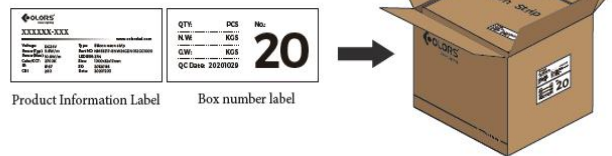
5. Label the carton and pack it into the carton;



6. Pack 4 boxes of products in the carton;



7. Put the product information label and the box number label on the side of the carton, and the QC inspection stamp;



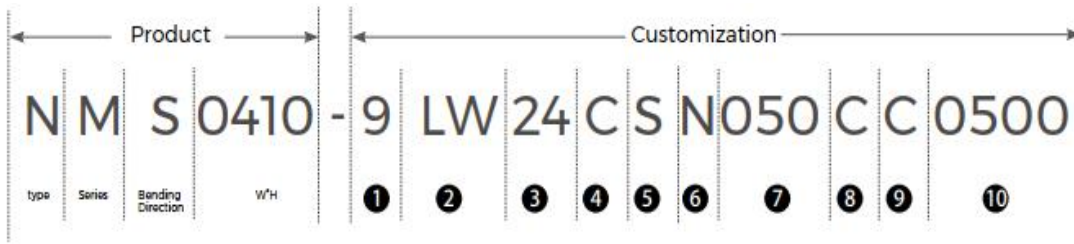
8. Use COLORS adhesive paper to seal the box and pack with packing tape, and the packaging is complete,



Model	Product size	Product Quantity/bag	Product Quantity/case	Product net weight (kg)	Net weight per box (kg)	Gross weight (kg)	Carton size (M)
NMS0410-XXXXXCSN050CC0500	L5000*4*10mm	5M*1	150M	0.289	8.67	10.15	0.5*0.29*0.29M



▼Ordering Code



Simple steps, open to the outside world in an all-round way, customize personalized product

CRI	Code	1
RGB or colorful, no CRI	0	
CRI<80	7	
CRI>80	8	
CRI>90	9	

Silk Printing	Code	4
COLORS	C	
Neutral	N	
Customized	S	

COLORS	Code	8
COLORS	C	
Package for distributors	B	

CCT/color	Code	2
2200-2400K	LW	
2600-2800K	SW	
2800-3200K	WW	
3200-3800K	PW	
3800-4200K	NW	
4800-5200K	DW	
Red	R	
Green	G	
Blue	B	
Yellow	Y	
Adjustable CCT	SWW	
RGB	RGB	
RGBW	RGBW	
RGBX	RGBX	

Entry cable	Code	5
One end	S	
Dual-ends	D	
No	X	

Label Type	Code	9
COLORS	C	
Customized	S	

Wire Type	Code	6
PVC	N	
No wire	X	
Silicone wire	S	

Strip Length	Code	10
50m/reel	5000	
15m/reel	1500	
10m/reel	1000	
5m/reel	0500	

Wire Length	Code	7
50CM	050	
No wire	000	

IP	Code	11
IP67	EP	
IP67	NP	

Operating voltage	Code	3
DC12V	12	
DC24V	24	
DC48V	48	

Example: NMS0410-9LW24CSN050CC0500

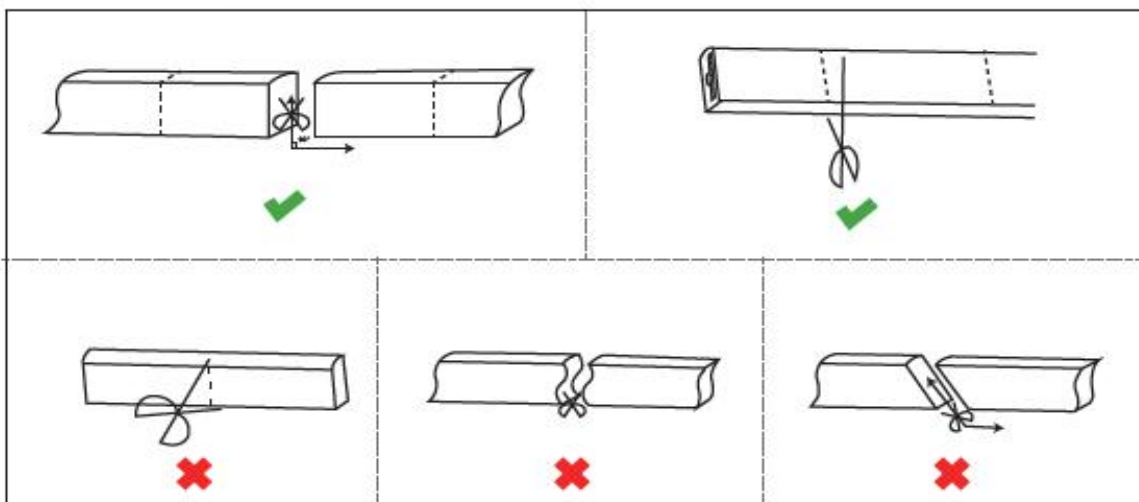
Silicone neon strip (side bend) , width*height: 4*10mm, 2835LED, CRI >90, CCT after gluing: 2300K, DC24V, Brand silk printing, single-end 50CM, brand package 5m/roll.



▼ Precautions

- Use a 24V DC isolated power supply to drive the neon lamp strip and the ripple wave of constant voltage source shall be less than 5%. It is not allowed to use RC voltage reduction or non-isolated power supply to drive the neon lamp strip.
- In actual applications, 20% of the power supply shall be kept (only 80% of the power is used) to guarantee that sufficient voltage is available to drive the product.
- Attention shall be paid to safe operation. After powering on, it is not allowed to touch the AC power supply to avoid an electric shock.
- Attention shall be paid to the positive and negative poles of the wires during installation and whether the power supply conforms to required voltages to avoid damages.
- Avoid scratching, distortion and irregular bending of the product during installation; otherwise it may cause irreparable damage to the product.
- Please do not bend the strip into an arc with a diameter less than 30mm to ensure the longevity and reliability, the bending diameter too small will damage the product itself.
- If the actual length of application exceeds the specified using length, it will lead to overload heating and uneven brightness.
- To keep the eyes from being harmed, try to avoid staring at the glowing side of the LED strip for a long time.
- Non-professionals are prohibited from installing, disassembling and repairing the product.
- Do not use any acid or alkaline adhesive to fix products (including not limited to glass cement, etc.)
- Products with different IP grade should be used in different environments, the product with IP65 is not suitable for use in water-immersed environment .
- The final color of products with different sizes and specifications is slightly deviated due to structural differences under the same color temperature, which should be confirmed before use.

Cutting method



It is forbidden to wrap objects less than 30mm

